




KV Extra

with additional space for electrical devices not to be manually actuated

In the same enclosure standard-conforming installation devices (sizes according to DIN 43880) and non-operator-controlled devices can be installed at the same time.



KV PC "weatherproof"

for outdoor installation (harsh environment and/or outdoor)



KV small-type distribution boards "weatherproof" are big in the safe and economical power supply in outdoor installations and in commercial and industrial applications.



Hensel Electric India Pvt Ltd
Industrial Electrical Power Distribution Systems

35 Kunnam Village, Sunguvarchathram
Walajabad Road
Sriperumbudur - 631 604
Kanchipuram Dist., Tamil Nadu
INDIA

Phone: +91-44-3727 0202
Fax: +91-44-3727 0200
E-Mail: info@hensel-electric.in
www.hensel.in



PASSION FOR POWER.

Representations abroad

Africa
Angola
Egypt
Mozambique
South Africa

America
Argentina
USA

Asia
Bangladesh
Bhutan
Cambodia
Georgia
India
Indonesia
Kazakhstan
Malaysia
Maldives
Myanmar
Pakistan
People's Republic of China
Philippines
Singapore
South Korea
Sri Lanka
Taiwan
Thailand

Europe
Austria
Belgium
Bulgaria
Croatia
Czech Republic
Denmark
Estonia

Finland
France
Great Britain
Greece
Hungary
Iceland
Ireland
Israel
Italy
Latvia
Lithuania
Luxembourg
Montenegro
Netherlands
Norway
Poland
Portugal
Romania
Russia
Serbia and Slovakia
Spain
Sweden
Switzerland
Turkey
Ukraine

Middle East
United Arab Emirates
Bahrain
Iran
Kuwait
Oman
Qatar
Saudi Arabia

Oceania
Australia
New Zealand



www.hensel.in

The Big One among the Little Ones

KV Small-type Distribution Boards



Range Overview

Circuit Breaker Boxes



KV small-type distribution boards are big in the safe and economical power supply in buildings and commercial and industrial applications. Close to working places. Safe through using highest material quality. Conforming to standards with Hensel expertise.

- Small-type distribution board up to IP 65
- For DIN-rail mounted devices up to 63 A according to DIN 43 871
- Operation and access by unskilled persons.
- In accordance with DIN EN 60 439-3



Modules (1 mod = 18 mm)	IP 54	IP 65	IP 65 KV metric	IP 65 KV Extra	IP 65 "weather-proof"
3 modules 1-row 3 mods each	KV 1503	KV 9103	KV 7103		KV PC 9103
4.5 modules 1-row 4.5 mods each	KV 1504	KV 9104	KV 7104		KV PC 9104
6 modules 1-row 6 mods each	KV 1506	KV 9106	KV 7106		KV PC 9106
9 modules 1-row 9 mods each	KV 1509	KV 9109	KV 7109		KV PC 9109
12 modules 1-row 12 mods each	KV 1512	KV 9112	KV 9112 M	KV 9220	KV PC 9112
18 modules 1-row 18 mods each	KV 1518	KV 9118	KV 9118 M	KV 9230	
24 modules 2-row 12 mods each	KV 2524	KV 9224	KV 9224 M	KV 9330	KV PC 9224
36 modules 2-row 18 mods each	KV 2536	KV 9236	KV 9236 M	KV 9350	
36 modules 3-row 12 mods each	KV 3536	KV 9336	KV 9336 M	KV 9440	KV PC 9336
48 modules 4-row 12 mods each	KV 4548	KV 9448	KV 9448 M		KV PC 9448
54 modules 3-row 18 mods each	KV 3554	KV 9354	KV 9354 M		

ENYBOARD

Securely locked


through closing mechanism and sealing



- Lockable door via locking device and/or sealable
- Sealing of top and bottom part
- Door hinging interchangeable fast and easy from left to right

High quality material

for demanding areas of application



- Flame-retardant, self-extinguishing
 Burning behaviour: Glow wire test according to IEC 60 695-2-11

Modern enclosure

with lots of space for installation and wiring



- Perfect installation solution for cable trunking
- Multiple enclosure fixing - also on pillars or narrow components
- More space for wiring, convenient access to the wiring
- DIN-rails with stopper for proper position of installation device
- Variable installation depth through mounting DIN-rails in different levels
- Included blanking strips

Practical solutions

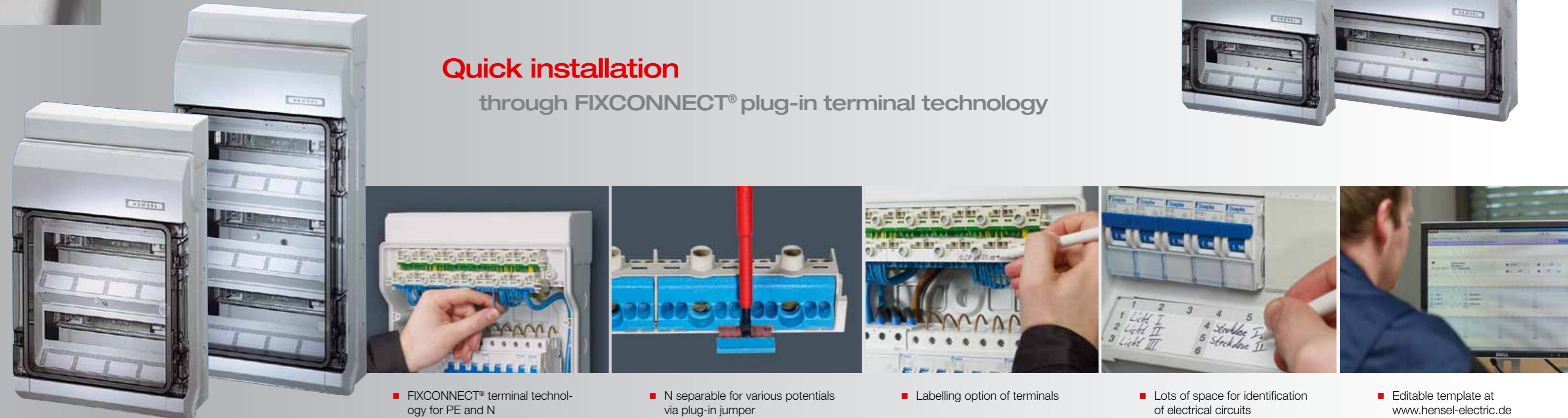
for cable entry and accessories



- Cable entry IP 65 with integrated, elastic membranes
- Cable entry via metric knockouts and cable glands
- Integrated compartment - everything is always in its place, nothing will be lost
- Compact user friendly solution, optically optimized by cable entry cover

Quick installation

through FIXCONNECT® plug-in terminal technology



- FIXCONNECT® terminal technology for PE and N
- N separable for various potentials via plug-in jumper
- Labelling option of terminals
- Lots of space for identification of electrical circuits
- Editable template at www.hensel-electric.de