Leergehäuse nach DIN EN 62208 (VDE 0660-511)

Technischer Anhang

Maße in mm

EB 02 G
EB 02 B

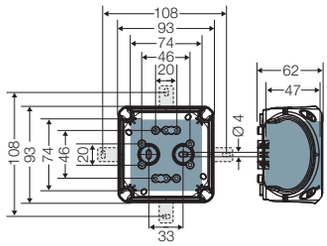

EB 04 G
EB 04 B

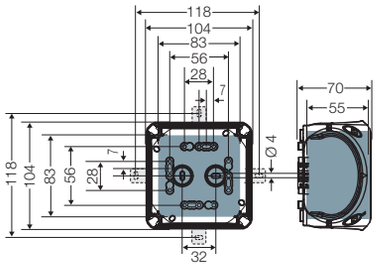

EB 06 G
EB 06 B

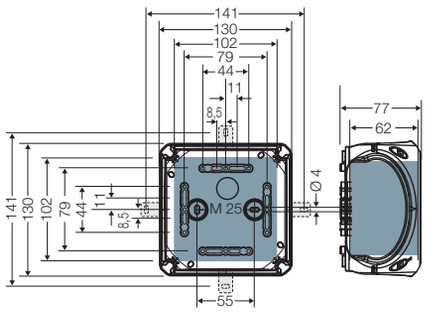

EB 10 G
EB 10 B

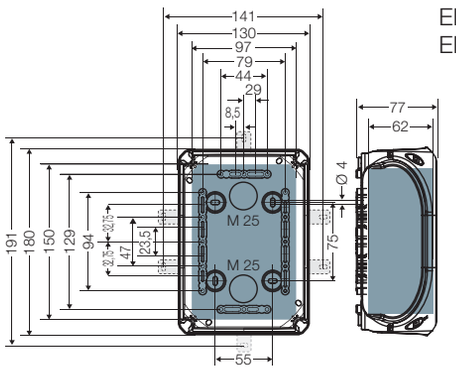

EB 16 G
EB 16 B

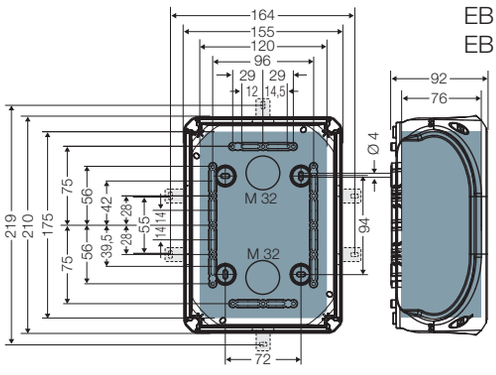

EB 25 G
EB 25 B

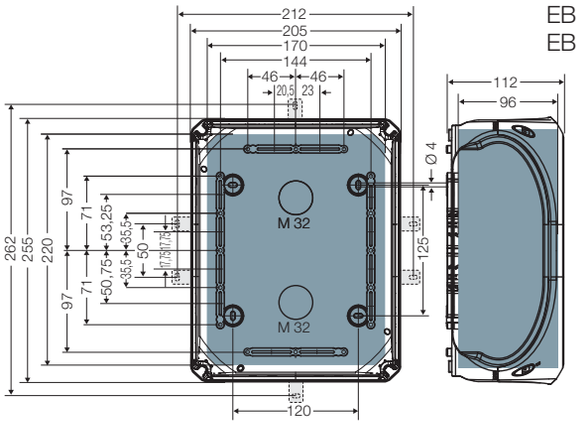

EB 35 G
EB 35 B

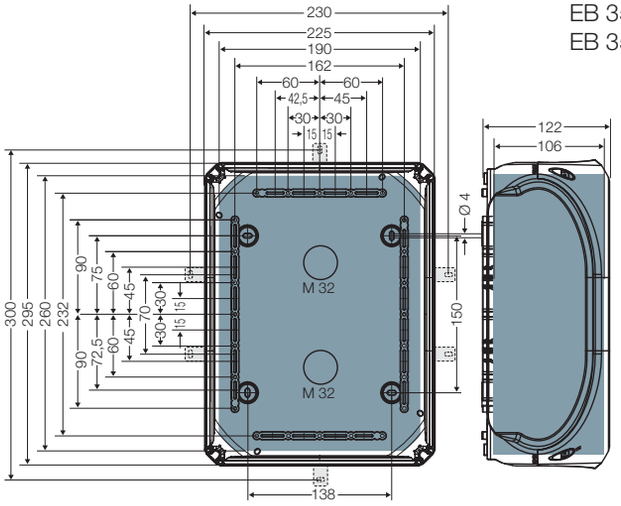

EB 50 G
EB 50 B

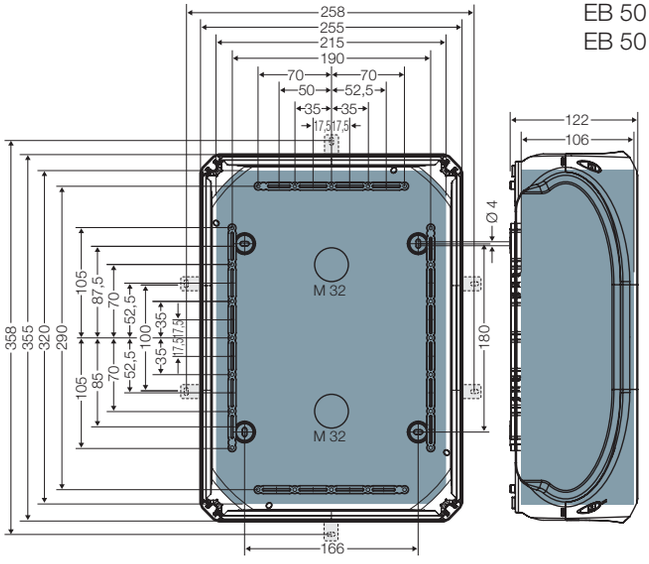

= nutzbarer Einbauraum bei angebauten Kabeleinführungen

Leergehäuse nach DIN EN 62208 (VDE 0660-511)

Technischer Anhang

Maße in mm

Maße der nutzbaren Wandfläche in Wänden

EB 02 G
EB 02 B

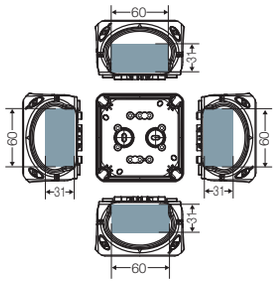

EB 04 G
EB 04 B

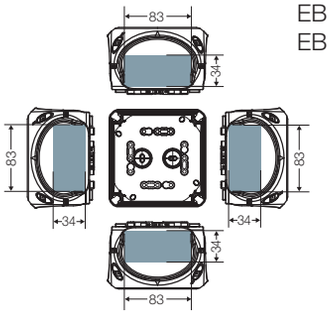

EB 06 G
EB 06 B

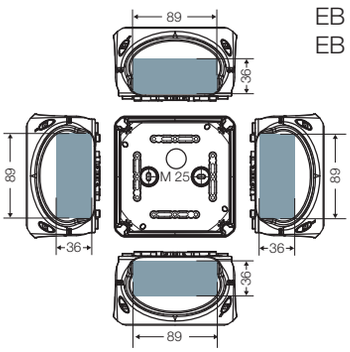

EB 10 G
EB 10 B

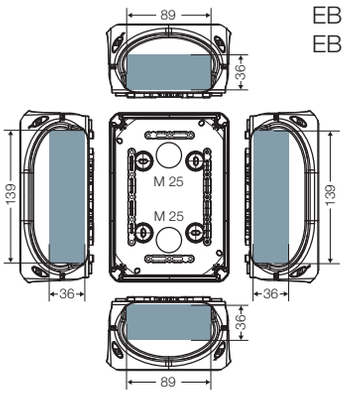

EB 16 G
EB 16 B

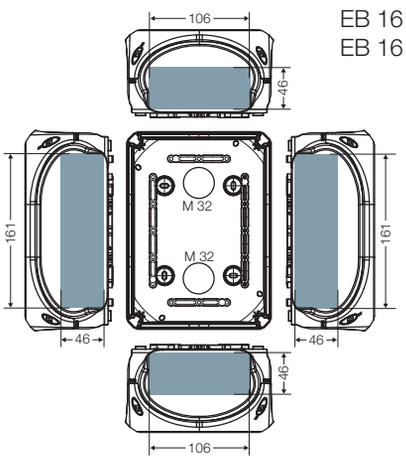

EB 25 G
EB 25 B

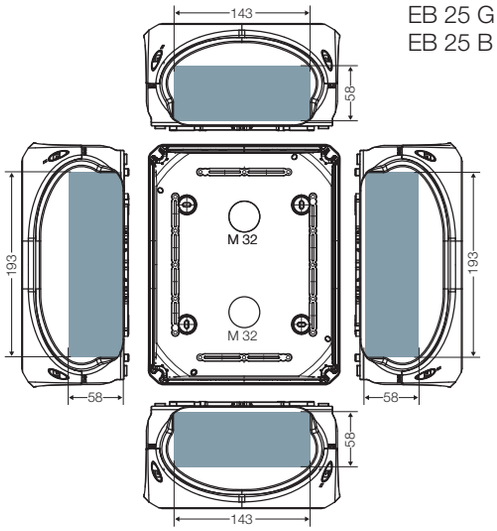

EB 35 G
EB 35 B

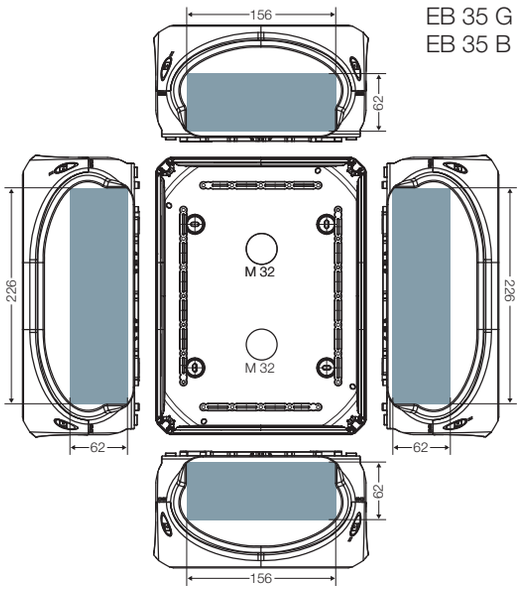

EB 50 G
EB 50 B

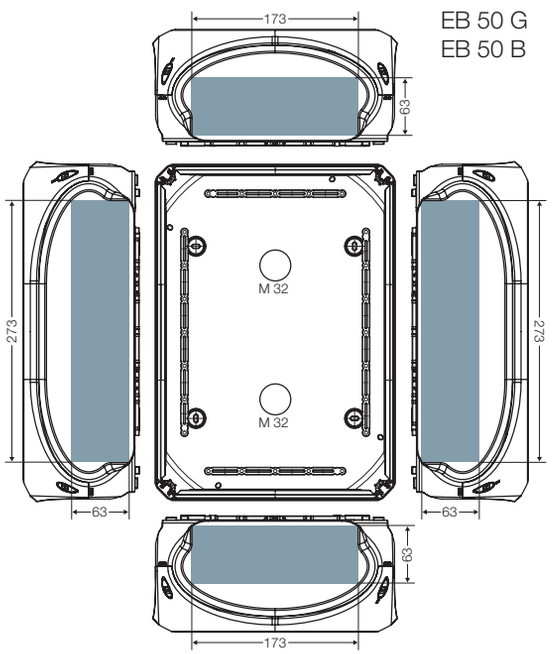

= nutzbare Wandfläche

Leergehäuse nach DIN EN 62208 (VDE 0660-511)

Technischer Anhang

Maße in mm für die rückseitige Gehäusebefestigung

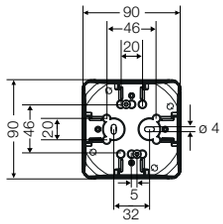

EB 02 G
EB 02 B

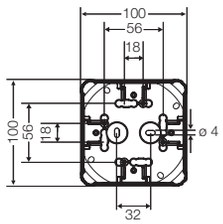

EB 04 G
EB 04 B

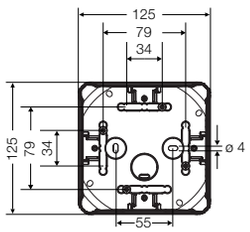

EB 06 G
EB 06 B

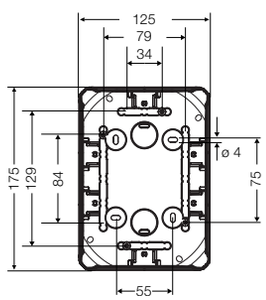

EB 10 G
EB 10 B

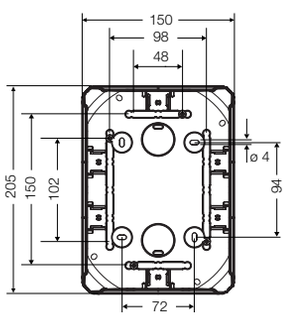

EB 16 G
EB 16 B

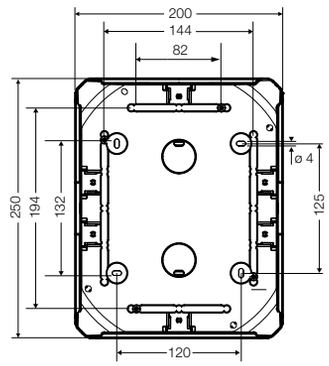

EB 25 G
EB 25 B

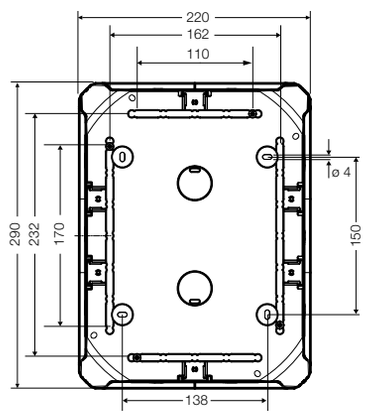

EB 35 G
EB 35 B

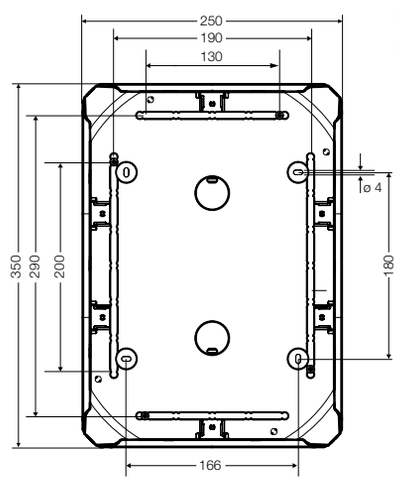

EB 50 G
EB 50 B

Leergehäuse nach DIN EN 62208 (VDE 0660-511)

Technischer Anhang
Maße in mm

Maße des nutzbaren Einbauraums bei eingebauter Montageplatte

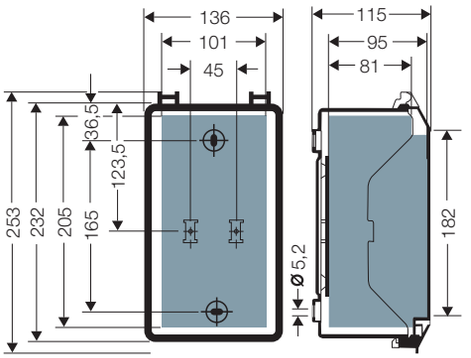

KG 9001
KG 9001 IN

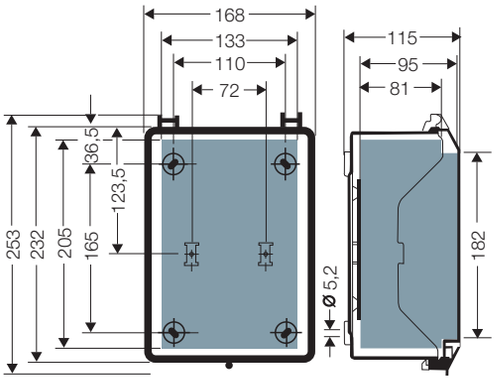

KG 9002
KG 9002 IN

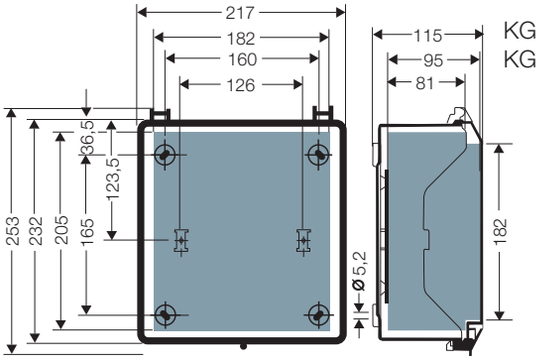

KG 9003
KG 9003 IN

= nutzbarer Einbauraum bei angebauten Kabeleinführungen